

**2001 Dodge Pickup R1500**

2001 ACCESSORIES & EQUIPMENT 'Steering Column Switches - Dakota, Durango & Ram Pickup

**Turn Signal/Hazard Warning Switch**

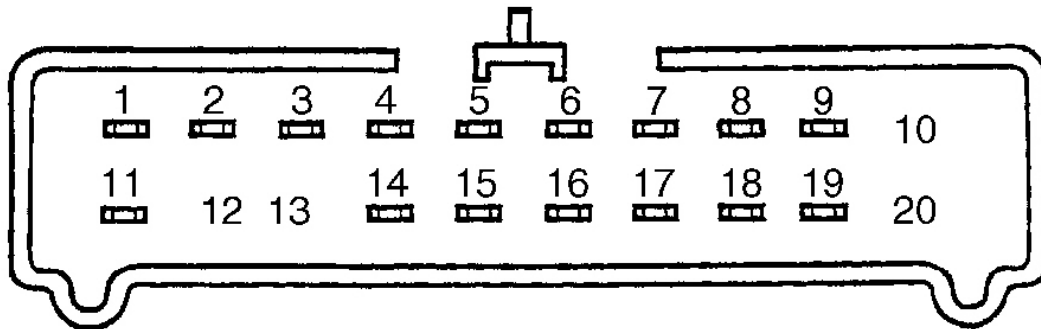
Disconnect negative battery cable. Remove multifunction switch. See **MULTIFUNCTION SWITCH** under REMOVAL & INSTALLATION. Check continuity between appropriate multifunction switch terminals with switch in specified position. See appropriate MULTIFUNCTION SWITCH TURN SIGNAL TESTING table. See **Fig. 4** and **Fig. 5** . If continuity is not as specified, replace multifunction switch.

**MULTIFUNCTION SWITCH TURN SIGNAL TESTING (DAKOTA & DURANGO)**

Switch Position	Hazard Warning	Continuity Between Terminals No.
Left	Off	5 & 11
Right	Off	3 & 11
Neutral	On	1 & 11

**MULTIFUNCTION SWITCH TURN SIGNAL TESTING (RAM PICKUP)**

Switch Position	Continuity Between Terminals No.
Neutral	
Hazard Warning On	11, 12, 13, 15 & 16
Hazard Warning Off	12, 14 & 15
Left	12 & 14; 15, 16 & 17
Right	14 & 15; 11, 12 & 17
Optional Corner Lights	
Left	22 & 23
Right	23 & 24



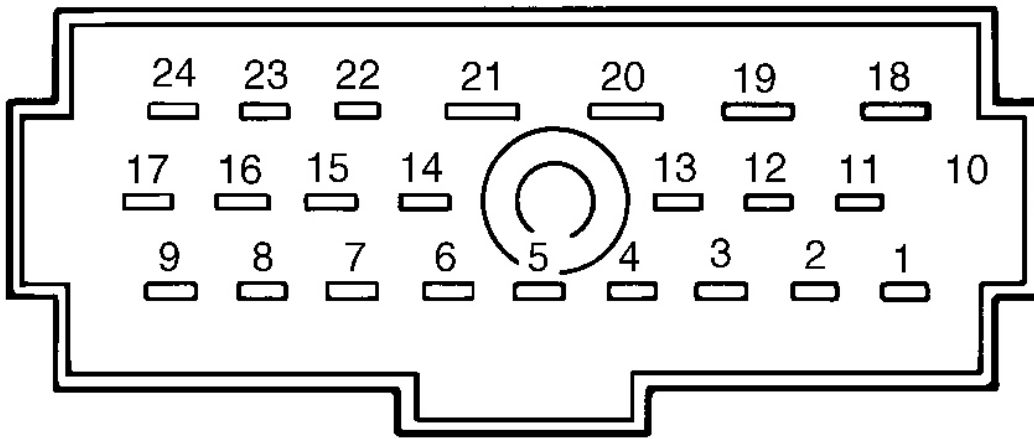
G00021041

**Fig. 4: Identifying Multifunction Switch Connector Terminals (Dakota & Durango)**  
 Courtesy of CHRYSLER CORP.



**2001 Dodge Pickup R1500**

2001 ACCESSORIES & EQUIPMENT 'Steering Column Switches - Dakota, Durango & Ram Pickup



VIEW FROM TERMINAL CASE

G92E21752

**Fig. 5: Identifying Multifunction Switch Terminals (Ram Pickup)**  
 Courtesy of CHRYSLER CORP.

**TURN SIGNAL/HAZARD WARNING FUSE LOCATIONS**

Application	Identification
Dakota & Durango	
Turn Signal	(1) Fuse No. 19 (10-Amp)
Hazard Warning	(2) Fuse No. 1 (30-Amp)
Ram Pickup	
Turn Signal	(1) Fuse No. 10 (10-Amp)
Hazard Warning	(2) Fuse No. 4 (20-Amp)
(1) Located in junction block.	
(2) Located in Power Distribution Center (PDC).	



**2001 Dodge Pickup R1500**

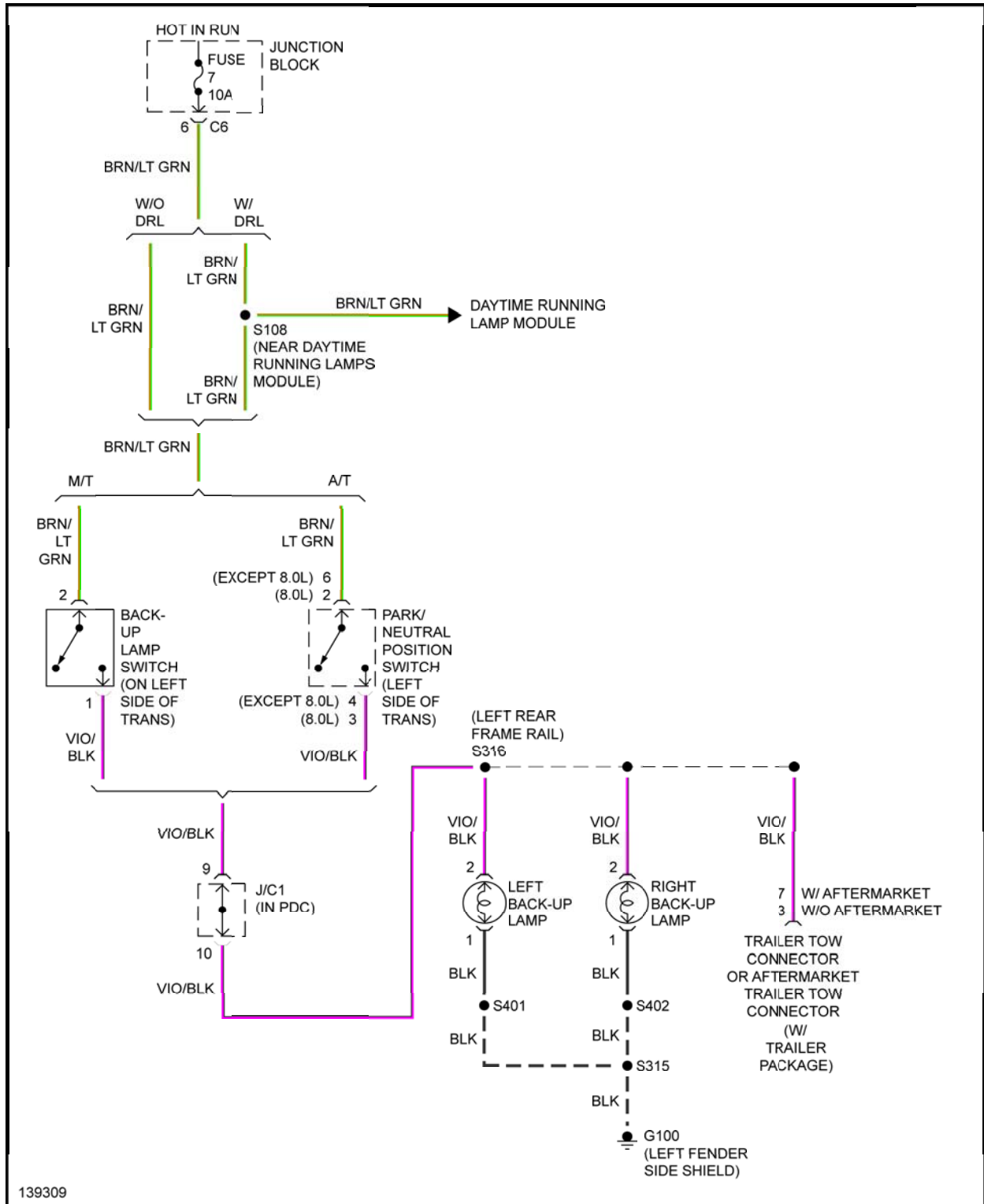
2001 SYSTEM WIRING DIAGRAMS DODGE 'Pickup R1500

**EXTERIOR LIGHTS**



# 2001 Dodge Pickup R1500

## 2001 SYSTEM WIRING DIAGRAMS DODGE 'Pickup R1500



**Fig. 21: Back-up Lamps Circuit**

# 2001 Dodge Pickup R1500

## 2001 SYSTEM WIRING DIAGRAMS DODGE 'Pickup R1500

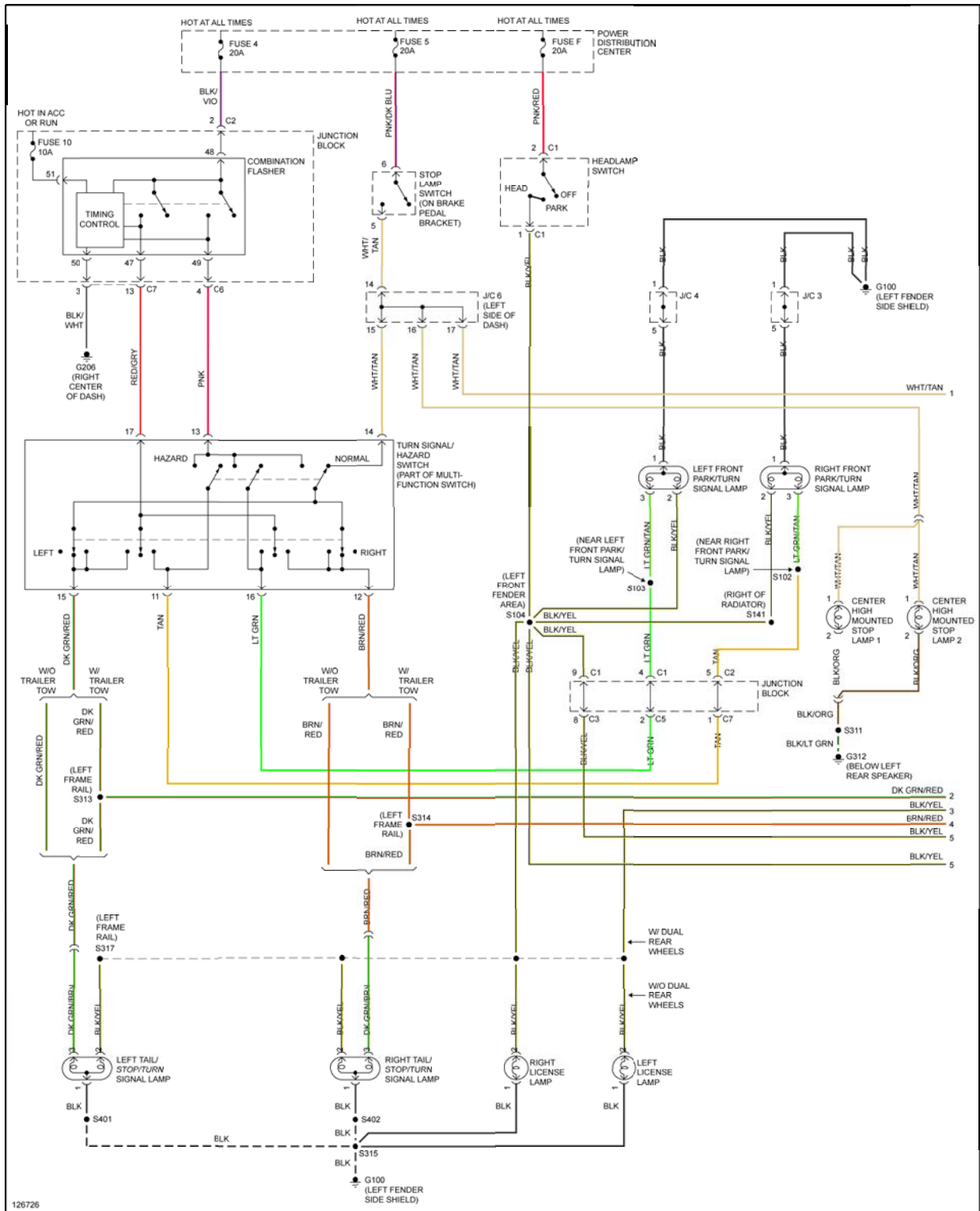


Fig. 22: Exterior Lamps & Trailer connector Circuit (1 of 2)

