

2000 Isuzu Trooper S

1999-2001 ENGINES 3.2L & 3.5L V6

TORQUE SPECIFICATIONS**TORQUE SPECIFICATIONS**

Application	Ft. Lbs. (N.m)
Axle Housing Mounting Bolt	
Step 1	61 (83)
Step 2	112 (152)
Camshaft Idler Pulley Bolt	31 (42)
Camshaft Sprocket Bolt	41 (55)
Camshaft Timing Chain Tensioner Bolt	14 (19)
Common Chamber Duct Bolt	17 (23)
Connecting Rod Nut	40 (54)
Coolant Manifold Bolt	14 (19)
Crankshaft Pulley Bolt	123 (167)
Cylinder Head Bolt ⁽¹⁾	
M8	15 (20)
M11	47 (64)
DIS Module Assembly Bolt	14 (19)
Engine Hanger	
Bolt	15 (20)
Nut	42 (57)
Engine-To-Transmission Bolt	56 (76)
EGR Valve Bolt (Manifold Side)	21 (29)
Exhaust Manifold	
Bolt	21 (29)
Nut	42 (57)
Exhaust Pipe	
Bolt & Nut	32 (43)
Stud Nut	49 (67)
Fan Pulley Bolt	16 (22)
Flywheel Bolt	40 (54)
Front Plate Bolt (Timing Belt)	14 (19)
Heater Pipe Bolt	15 (20)
Idler Arm Retaining Bolt	33 (44)
Lock Plate Bolt	58-65 (79-88)
Lower Intake Manifold Bolt	18 (24)
Main Bearing Cap Bolt ⁽²⁾	29 (39)
Main Bearing Cap Side Bolt ⁽²⁾	29 (39)
Mount-To-Chassis Bolt	30 (41)
Oil Cooler Bolt	19 (26)

many waters gallery

Sunday, March 15, 2009 8:41:54 PM

Page 1

© 2005 Mitchell Repair Information Company, LLC.

2000 Isuzu Trooper S

1999-2001 ENGINES 3.2L & 3.5L V6

Oil Gallery Retaining Bolt	
Step 1	22 (30)
Step 2	Additional 55-65 Degrees
Oil Pan Drain Plug	58 (78)
Oil Pump Assembly-To-Cylinder Block Bolt	13 (18)
Oil Pump Strainer Bolt	16 (22)
Pitman Arm Nut	159 (216)
Power Steering Pump Bolt	34 (46)
Rear Crankshaft Seal Retainer Bolt	13 (18)
Spark Plug	13 (18)
Suspension Crossmember Bolt	58 (79)
Throttle Body Bolt	14 (19)
Timing Belt Cover Bolt	13 (18)
Timing Belt Tensioner Pulley Bolt	32 (43)
Timing Belt Tensioner Pusher Bolt	14 (19)
Upper Intake Manifold Bolt	18 (24)
Water Pump Bolt ⁽³⁾	18 (24)
INCH Lbs. (N.m)	
Camshaft Thrust Plate Bolt	89 (10)
Camshaft Tower Bolt	89 (10)
Cooling Fan Assembly Nut	71 (8)
Cylinder Head Cover Bolt	80 (9)
EGR Valve Bolt (Valve Side)	71 (8)
Ignition Coil	35 (4)
Oil Pan Bolt	89 (10)
Oil Pump Cover Bolt	89 (10)
Oil Pump Relief Valve Plug	71 (8)

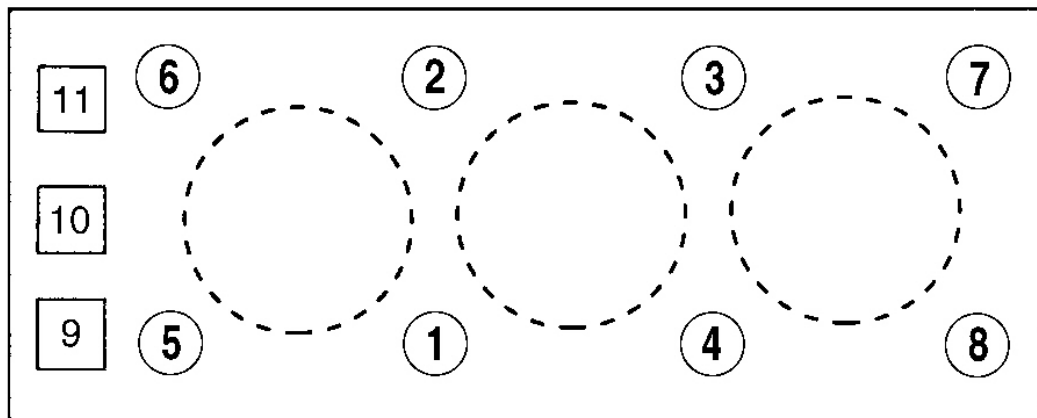
(1) Tighten cylinder head bolts in sequence. See **Fig. 23**.

(2) Tighten main bearing bolts in sequence. See **Fig. 25**.

(3) Tighten bolts in sequence. See **Fig. 24**.

2000 Isuzu Trooper S

1999-2001 ENGINES 3.2L & 3.5L V6



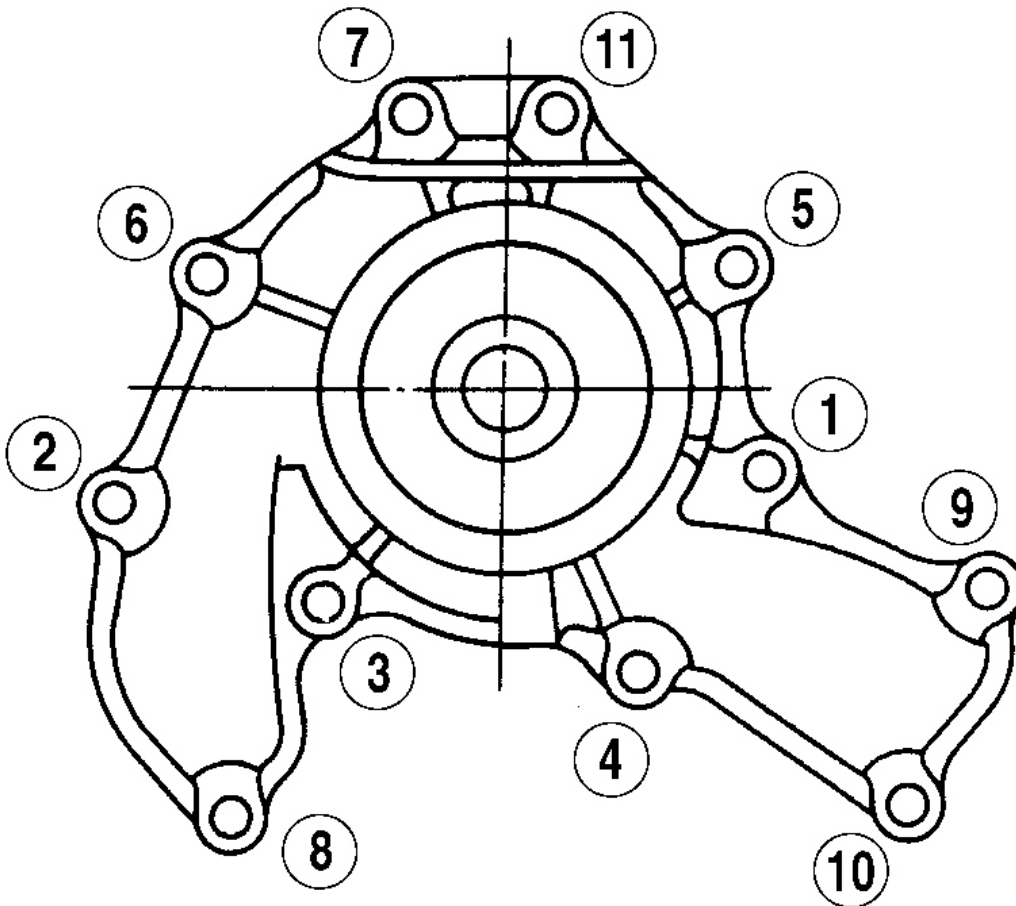
□ M8 Bolt

○ M11 Bolt

G94E46833

[Fig. 23: Cylinder Head Bolt Tightening Sequence](#)

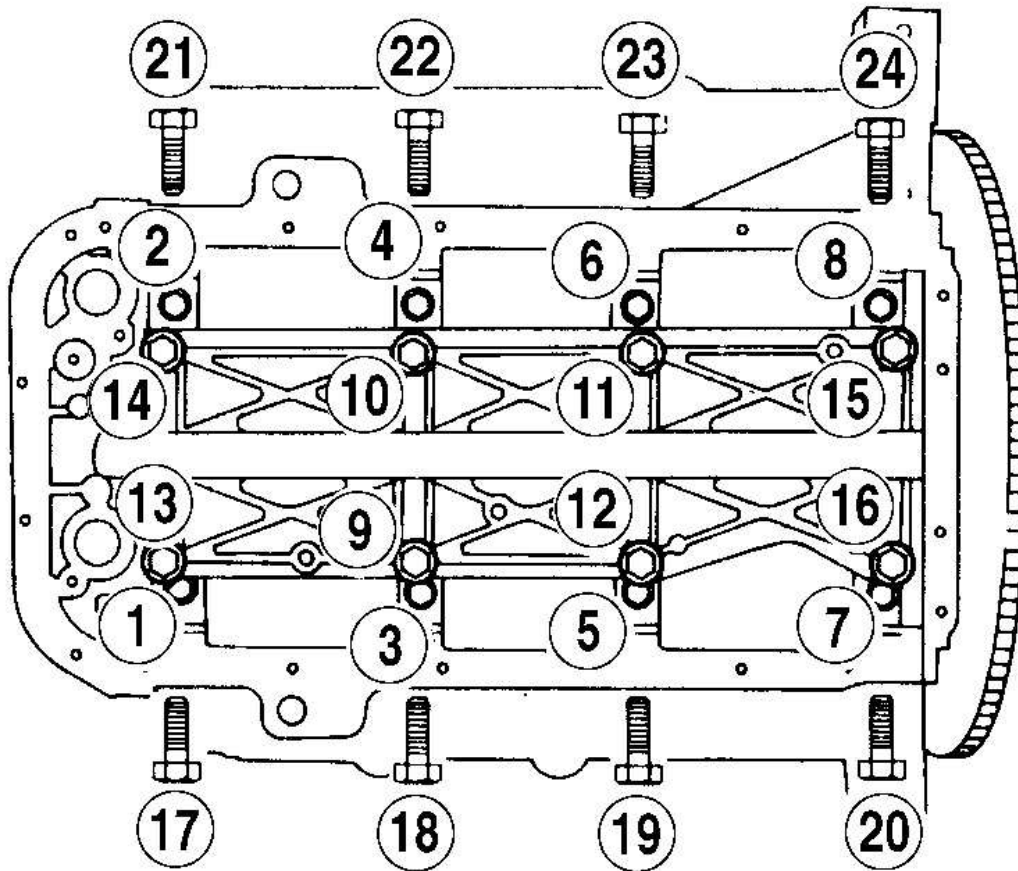
Courtesy of ISUZU MOTOR CO.



G93I01598

Fig. 24: Water Pump Bolt Tightening Sequence

Courtesy of ISUZU MOTOR CO.



G93D01609

Fig. 25: Main Bearing Bolt Installation Sequence
Courtesy of ISUZU MOTOR CO.