


Thermostat: Service and Repair

Thermostat Replacement

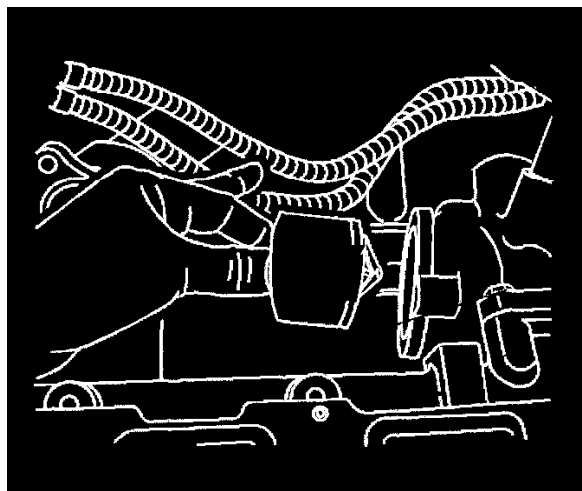
Removal Procedure



1. If equipped with an automatic transmission, remove the exhaust manifold.
2. Drain the cooling system.
3. Remove the thermostat housing to water pump feed pipe bolts.

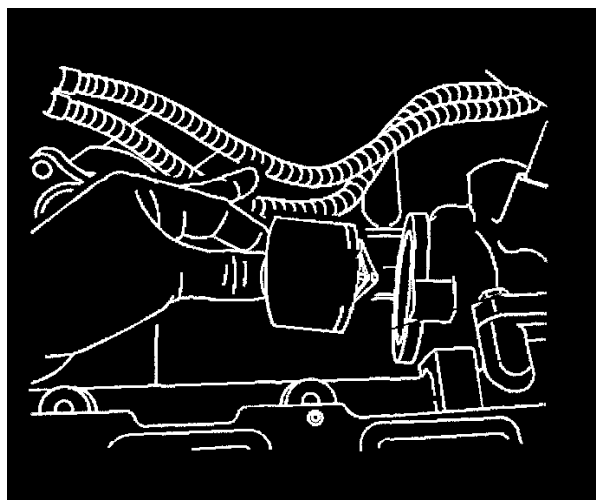


4. Remove the thermostat housing to water pump feed pipe.



5. Remove the thermostat.

Installation Procedure



1. Install the thermostat.



2. Install the thermostat housing to water pump feed pipe.



Notice: Refer to Fastener Notice in Service Precautions.

3. Install the thermostat housing to water pump feed pipe bolt.
^ Tighten the thermostat housing to water pump feed pipe bolt to **10 Nm (18 inch lbs.)**.
4. If equipped with an automatic transmission, install the exhaust manifold.
5. Fill the cooling system.